





Meadowbrook MS

Media Center Collection Development Plan
2023-24



John Miller
Principal



Janet Sharpe
Certified Educational Media Specialist

Table of Contents

Table of Contents	2
Executive Summary	2
District Strategic Plan 2025	2
School Collection Development Plan	3
School Analysis	3
Collection Analysis (July 2023)	3
Collection Analysis by Category (July 2023)	5
Notes	6
Representation Analysis	6
Results	7
Summary	7
Strategic Focus	7
Budget and Purchasing Plan	8
Annual Budget 2023-2024	8
Purchasing Plan 2023-2024	9
Year-to-Year Collection Change	13

Executive Summary

District Strategic Plan 2025

Orange County Public Schools is the eighth-largest school district in the United States and the fourth largest in Florida. The district serves more than 206,000 students at 202 schools and is one of the largest employers in Central Florida with more than 25,000 team members.

Vision: To ensure every student has a promising and successful future.

Mission: With the support of families and the community, we create enriching and diverse pathways to lead our students to success.

School Collection Development Plan

Meadowbrook MS serves 877 students enrolled in grades sixth through eighth. The student population's ethnicity is made of 17% Hispanic and 83% Non-Hispanic students. Additionally, we serve a diverse population made up of 17% White, 80% Black, 1% Native, 0% Asian, 0% Pacific, and 1% Multicultural students.

The administration includes Principal John Miller and Assistant Principal, Lauren Smith. Meadowbrook MS is proud to offer the many special programs which provide students with opportunities. These include the MMS News Team, Young Girls on the Move, and returning this year is the Battle of the Books Team.

A thorough analysis of the current media center collection at Meadowbrook MS indicates that the average age of the collection is 2008 and the number of books per student is 8. The [American Association for School Libraries](#) has established a criteria for highly effective media centers that includes a ratio of 15-20 books available per student in the collection.

At this time, Meadowbrook MS does not meet the recommended standards for the number of books per student.

The analysis of the collection also revealed the following areas of strengths and concerns:

- The average age of the collection is 2008 is acceptable but needs to be improved.
- The current books to student ratio is 6.2 (concern)
- The average reading level is 5th grade, and needs to be improved.
-
-
-
-

School Assessment Analysis

The school assessment analysis provides an overview of the school's assessment data for the previous two school years.

Proficiency Data							
Assessment	2021-22	Assessment	2022-23	Assessment	2021-22	Assessment	2022-23
FSA ELA Grade 6	25%	FAST ELA Proficiency Grade 6	20%	FSA Math Grade 6	31%	FAST Math Proficiency Grade 6	32%
FSA ELA Grade 7	28%	FAST ELA Proficiency Grade 7	20%	FSA Math Grade 7	32%	FAST Math Proficiency Grade 7	40%
FSA ELA Grade 8	24%	FAST ELA Proficiency Grade 8	30%	FSA Math Grade 8	36%	FAST Math Proficiency Grade 8	36%
Civics EOC	51%	Civics EOC	37%	FSA Algebra 1 EOC	98%	BEST Algebra 1 EOC	91%
NGSSS Sci 8 EOC	32%	NGSSS Sci 8 EOC	35%	FSA Geometry EOC	100%	BEST Geometry EOC	100%

Comparison between 2021-22 and 2022-23 Testing Data

(adapted from <https://www.fldoe.org/accountability/assessments/k-12-student-assessment/results/2023.stml>)

In 2023, the state transitioned from Florida Standards Assessments (FSA) to Florida Assessment of Student Thinking (FAST) for English Language Arts (ELA) and Mathematics. The 2022-23 for FAST and Benchmarks for Excellent Student Thinking (B.E.S.T.) End-of-Course (EOC) assessments are based on **provisional** achievement level cuts that are linked to each assessment's respective 2021-22 reporting scale. Comparisons should not be made between the 2023 data and previous years' data.

Collection Analysis

The collection is developed for and influenced by students, their interests, academic needs and alignment to the curriculum. The data below is a snapshot of the collection based on a Titlewise Analysis from July 2023. Purchasing or weeding after that time is not reflected in this data.



6856

Items in the Collection



6.2

Items per Student



53%

Fiction Titles
in the Collection



46%

Nonfiction Titles
in the Collection

Library media resources are curated to include both recently published works and classics that both rightfully impact the average age of the collection.



2008

Average Age of the
Collection



51%

Aged Titles



4%

Newer than 5 Years

Library media resources should be representative of the school. A commitment to representative literature is reflective of **OCPS values such as equity, inclusion, and respect.**



37%

Representative Titles
in Collection



2007

Representative Titles
Average Age

Social-Emotional Learning (SEL) library media resources can contribute to the **development of character and social-emotional skills**, one of the OCPS's key performance indicators.



43%

SEL Titles in Collection



2008

SEL Titles Average Age

Library media resources are distributed across the **Lexile reading level ranges** noted below.



2

BR-199
Lexile
Items

33

200-349
Lexile
Items

140

350-499
Lexile
Items

1070

500-674
Lexile
Items

2287

675-909
Lexile
Items

848

910-1299
Lexile
Items

23

1300+
Lexile
Items

Collection Analysis by Category

The information collected in this section provides a detailed look at the current library collection by classification and genre. The information was gathered from Follett Destiny, the library management system, and Titlewave, the vendor's ordering and analysis tool.

Section	# of Titles	Average Age
Computer Science, Information & General Works	106	2013
Philosophy & Psychology	27	2009
Religion	44	2005
Social Sciences	502	2008
Language	59	2003
Science	226	2007
Technology	155	2008
Arts & Recreation	579	2010
Literature	171	2005
History & Geography	214	2007
Biography	448	2008
Easy	n/a	n/a
General Fiction	3641	2008
Graphic Novels	244	2010

Notes

-
-
-
-
-

Representation Analysis

Enrollment & Demographic Data					
877 2023-24 Student Enrollment as of September 7, 2023	Subgroups		Federal Ethnicity		
	31% ELL	10% ESE	17% Hispanic	83% Non-Hispanic	
Federal Race Category					
17% White	80% Black	1% Native	0% Asian	0% Pacific	1% Multicultural

To deepen focus on strategic collection development, specific sections of the collection were analyzed in detail to determine whether the media center collection reflects and represents various points of view and experiences. The goal is to provide a balanced collection that can be both a mirror, to reflect a reader's experience, and a window, so readers can experience different viewpoints.

Results

Based on the available school data of Meadowbrook MS in comparison to Collection Analysis results, it was found that:

Student Representation	% of Students	Total # of Titles	Total % of Titles	Avg. Age of Titles
Black	80%	697	10%	2006
Hispanic	17%	113	2%	2008
Native	1%	107	2%	2006

African American students make up 80% of our student population, but we have 10% of our collection that speaks to the majority of our student body.

Strategic Focus

This page lists the priorities for selection and weeding for each school year and includes the action, updates, and outcomes. This is subject to change due to funding and time constraints.

School Year	Strategic Focus
2023-2024	<p>Selection Priorities</p> <ul style="list-style-type: none"> ● Priority 1: Run a report to see which titles speak to the African American student body. ● Priority 2: Order additional titles in fiction and non-fiction to add the titles geared to African-American topics. ● Priority 3
	<p>Weeding Priorities</p> <ul style="list-style-type: none"> ● Priority 1: Address any other prefixes that fall outside of the OCPS standard prefixes (see April 2023) ● Priority 2 ● Priority 3
2024-2025	<p>Selection Priorities</p> <ul style="list-style-type: none"> ● Priority 1 ● Priority 2 ● Priority 3
	<p>Weeding Priorities</p> <ul style="list-style-type: none"> ● Priority 1 ● Priority 2 ● Priority 3

Budget and Purchasing Plan

This page outlines the current budget available and specifically lists the priorities for this school year (2023-2024).

Annual Budget 2023-2024

State Funds	
Source	Amount
State (1001111000)	22,562.37
Internal Accounts	
Source	Amount
Book Fair Profits	
Scholastic Bucks	
Library Fines	
Grants or Donations	
TOTAL	22,562.37

Purchasing Plan 2023-2024





Approximate Purchasing Plan	
Purpose	Amount
TOTAL	

Year-to-Year Collection Change

The information below represents the year-to-year change within the library media center collection from the 2022-23 to 2023-24 school year. The 2022-23 data is based on a collection analysis from June 2022, while the 2023-24 is based on a collection analysis from July 2023.

Data Reflection

-
-
-
-

2022-23 Purchased and Weeded Materials		
Materials Added to the Collection	Materials Weeded from the Collection	
Category	2022-23	2023-24
 Items in the Collection	7017	6856
 Items per Student	7	8
 Average Age of Collection	2007	2008
 Representative Titles in the Collection	36%	37%